

# INSTRUCTIONS


Students sort the pictures by their middle sound.

Simply lay the labels out onto the table or carpet and students place the pictures underneath their matching label.

| Short<br>a  |   | Short<br>e   |  | Short<br>i   |   |
|---|---|--|--|--|---|
| <br>f_n  | <br>b_t  | <br>r_d | <br>n_t   | <br>k_d   |  |
| <br>b_g  | <br>c_t  | <br>j_t | <br>b_d   | <br>z_p   |  |
| <br>h_t  | <br>m_p  | <br>h_n | <br>p_n   | <br>b_n   |  |
| <br>s_d | <br>v_n | <br>n   | <br>l_g   | <br>l_d   |  |
| Short<br>o  |   | Short<br>u   |  |  |   |
|        | <br>t  |       | <br>s_n | <br>m_g |   |





Short  
a



Short  
e

Short  
i





Short  
o



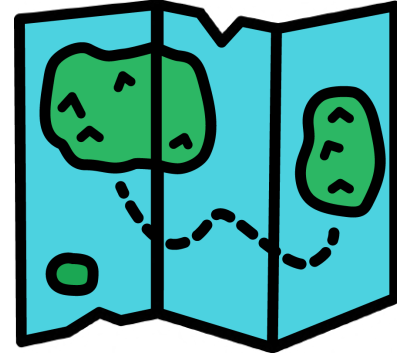
Short  
u




v\_n




s\_d



m\_p




h\_t




c\_t




b\_g



b\_t




f\_n




j\_m

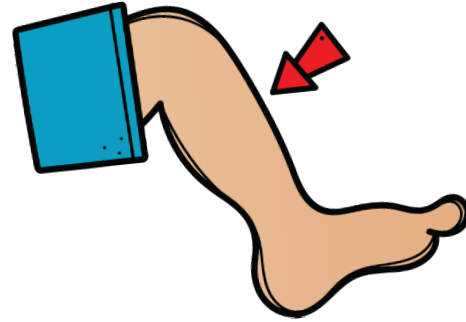





b\_d



r\_d




l\_g



h\_n



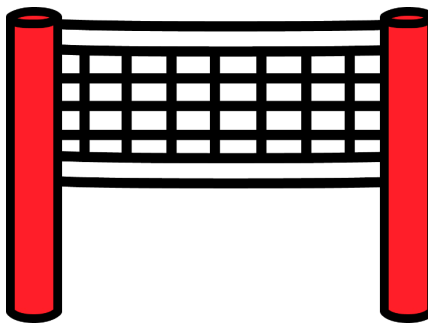
j\_t



t\_n



p\_n




n\_t




w\_t



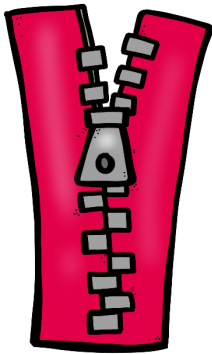
l\_d




p\_g




l\_p




z\_p




b\_n




p\_n



k\_d




w\_g




d\_p



m\_p



d\_g




j\_g



l\_g




c\_p




p\_t




t\_p




b\_x



h\_p




s\_n



t\_b



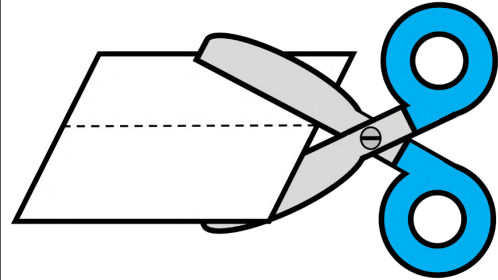
g\_m




b\_g




m\_g




c\_t



r\_g



m\_d



h\_g